

5014 AND 5015 MODEL ROLLING GRILLES



Philips Arena - Atlanta, Georgia

Built to Last a Lifetime

Cookson's 5014 and 5015 model rolling grilles are an example of our uncompromised commitment to quality and value. The grille curtains are still made of 5/16" solid aluminum rods rather than hollow rods used by other manufacturers. The links are 1/8" or 3/16" thick aluminum shapes rather than thinner gauge materials. The links are kept in position by composite tube spacers rather than inexpensive fasteners. The aluminum extruded guides and bottom bars are still made of heavy-walled shapes.

5014 and 5015 Grille Patterns

Cookson's 5014 and 5015 grille patterns service a wide range of needs. The standard duty Pattern 5014 is used in most applications where appearance and ease of operation is of utmost importance. When extra security or high cycle use is required Cookson offers the Heavy Duty pattern 5015, where the rods are spaced 33% closer, the links are 50% heavier and there are tube spacers on every rod rather than every 10th rod. Both patterns come standard at 9" vertical link spacing, but 6" and 3" spacing are available at an additional cost.

High Cycle Applications

While most grilles are designed for 20,000 cycles, the Cookson standard grilles are designed for 25 cycles per day and 50,000 life cycles. When higher cycles are required, Cookson manufactures a High Cycle Grille, utilizing either pattern 5014 or 5015, for up to 50 cycles per day and an Ultra-High Cycle Grille, utilizing pattern 5015 for up to 300 cycles per day. Cookson is the High Cycle specialist when it comes to grilles.

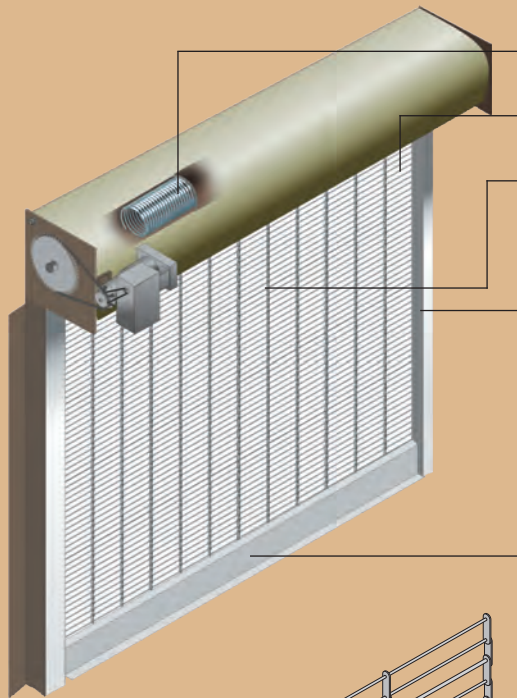
Exceptional Finish

The Cookson Company hand made grilles are known for their fit and finish. Cookson 5014 and 5015 grilles are available in mill, clear anodize and bronze anodize aluminum finishes as well as 2B and #4 polished stainless steel finishes. State of the Art ColorCote™ (powder coated) finish is also available in 180 standard colors and an unlimited array of custom colors. When finish is a concern, Cookson can provide the solution.

Grille for Any Application

In addition to our straight pattern 5014 and 5015 rolling grilles, Cookson's 5003, 5006, and 5009 model grilles are available in straight or brick pattern. Injection molded components and continuous metal rods found in our Sentry™ grilles provide aesthetic appeal and are suitable for high cycle applications. Our ACE™ Emergency Response Grilles fully open on fire alarm or power failure, providing egress and code appliance. Cookson's Side Folding Grilles provide security, visibility, and ventilation in low headroom or curved conditions. Refer to our Grille Products Brochure for our full grille offering and the solution to any grille application.

5014 AND 5015 MODEL ROLLING GRILLES



Oil Tempered Torsion Springs Designed for 50,000 Life Cycles

Solid 5/16" Aluminum Rods

Choice of Grille Patterns

Standard (5014) for Grilles to 30'0" Wide
Heavy (5015) for all Size Grilles

Heavy Duty Aluminum Extruded Guides & Bottom Bar

Cycles

Standard 25 per day
High Cycle 50 per day
Ultra High Cycle 300 per day

Choice of Finishes

Mill
Clear & Bronze Anodize
ColorCote in 180 Standard Colors
Stainless Steel 2B and #4 Polish Finish


Choice of Operation

Push-Up - limit 140 square feet or 8' high
Crank
Motor

STANDARD (5014)

5/16" Solid Aluminum Rods spaced 2" apart with 1/2" Diameter Tube Spacers on every 10th rod.

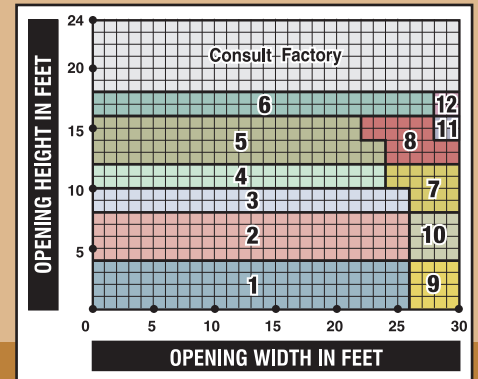
1/8" Thick Aluminum Links



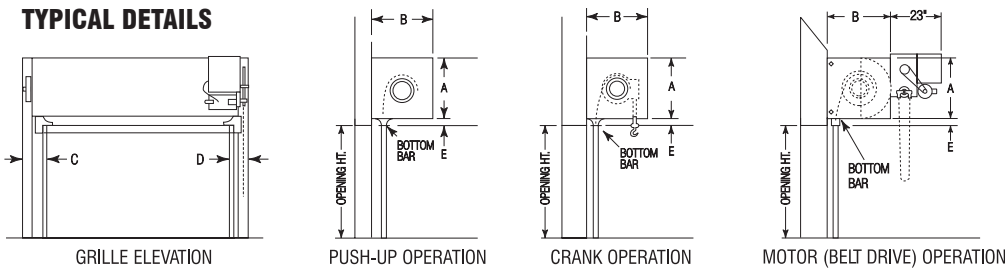
HEAVY (5015)

5/16" Solid Aluminum Rods spaced 1 1/2" apart with 1/2" Diameter Tube Spacers on every rod.

3/16" Thick Aluminum Links

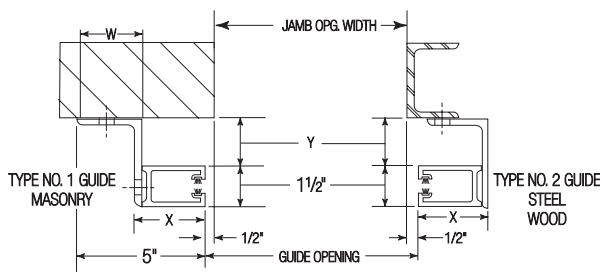


TYPICAL DETAILS

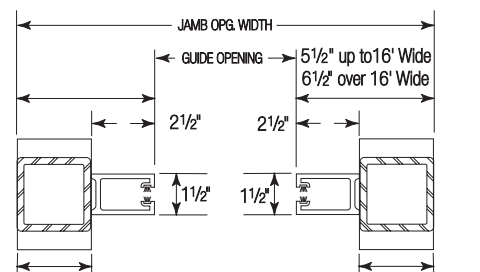


AREA	COMPONENT DIMENSIONS						
	A	B	C	D	W	X	Y
1	13.0"	14.0"	6.0"	6.0"	2.5"	2.75"	3.5"
2	15.0"	16.0"	6.0"	6.0"	2.5"	2.75"	3.5"
3	16.0"	17.0"	6.0"	6.0"	2.5"	2.75"	3.5"
4	18.0"	19.0"	6.0"	6.0"	2.5"	2.75"	3.5"
5	18.0"	19.0"	6.0"	6.0"	3.0"	2.75"	4.0"
6	20.0"	21.0"	6.0"	6.0"	8.5"	3.0"	5.0"
7	18.0"	19.0"	6.0"	8.5"	2.5"	2.75"	3.5"
8	20.0"	21.0"	6.0"	8.5"	3.0"	2.75"	4.0"
9	15.0"	16.0"	6.0"	8.5"	2.5"	2.75"	3.5"
10	16.0"	17.0"	6.0"	8.5"	2.5"	2.75"	3.5"
11	22.0"	23.0"	6.0"	8.5"	3.0"	2.75"	4.0"
12	22.0"	23.0"	6.0"	8.5"	3.0"	2.75"	5.0"

E = 4 1/2" for manual operation
6" for motor operation with featheredge



FACE OF WALL GUIDES



BETWEEN JAMB GUIDES

P.O. Box 23880
Phoenix, AZ 85063

Phone: (800) 390-8590
Fax: (866) 448-6804



The Cookson Company, Inc.

Visit our website at Cooksondoor.com
Or e-mail us at Marketing@Cooksondoor.com
[Facebook.com/The.Cookson.Company](https://www.facebook.com/The.Cookson.Company)

© 2012